



S E P T E M B E R
2 0 2 1



WOODCHIPS:
BY: GEORGE HANCOCK EDITOR



Dear Member and Guests:

2021 is on the downhill slide. I hope its been good for most of you. Twenty years ago on our meeting day I was stranded in Russia after the Terrorist attack in New York. It's something you will never forget, directly impacted or not.

SWAT, given the uncertainties of the year was, in my opinion, a great success. It went smoothly with more than 600 attendees, and lot of great demonstrators. You always learn something. I particularly enjoyed a new lead turner Matt Manaco fro Springfield MO. Stuart Batty gave a demonstration on Spindle work that I learnd some new techniques that I will probably forget. He is always a step above, but Nick Cook, Nick Agar, Alan Lacer, Rebecca DeGroot, Janice Levi, and Sammy Long come to mind as giving an outstanding demonstration. I know there are others I didn't see that did equally well. Pen turners were will represented too, but I didn't see any of the demonstrations. I brought a handout booklet for our library so check it out.

There were a less vendors, but the ones there were will stocked, and sold a lot of goods. I spoke to the incoming president after the symposium and he felt all of them were happy. One new company had a truck load of Olive Wood from Jordan. Beautiful, dense wood, but expensive!

There was a new food service, and it wasn't quite as good as we have come to expect, but I don't go to SWAT to eat anyway. Sales of raffle tickets was brisk, and if I counted right the number sold approached 19000. As usual, I didn't win anything, but Jim Bob from the Lubbock Club knocket it out of the park.

Back to our club, Ernie has everything arranged for our Christmas Party, the second Saturday of December at Manor Part. Price is Still \$15 which is a bargain. Be sure to make some gifts for the exchange if you haven't already. Of course in these uncertain times nothing is for sure, but hopefully things go off without any surprises.

**THINGS TO
REMEMBER:**

- Renew your AAW Membership.
- Plan to Attend Club Functions.
- Club Dues should be paid at or before the January meeting.
- Make an attempt to participate, and make your needs and Ideas kown.

I'm sure the (As Wood Turns) ornament challenge will be on again this year. Think about submitting something. It's pretty easy. I'll keep wat;ch and send out an email as soon as I know.

See you Saturday.

PROGRAM


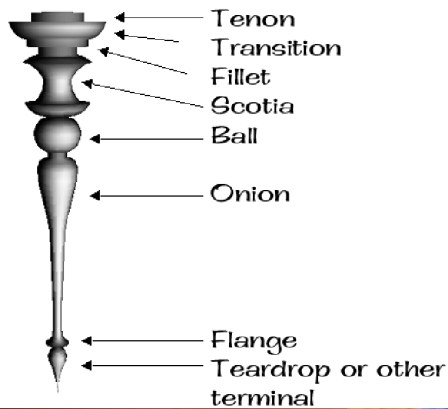
MIKE OGLESBY WILL DEMONSTRATE METHODS OF CUTTING BLANKS AND WOOD PREPERATION FOR MOUNTING ON THE LATHE.

THIS WILL BE AN INFORMATIVE DEMO.



THE CHALLENGE FOR AUGUST A FINIAL BRING SOMETHING YOU HAVE COMPLETED YESTERDAY, LAST YEAR OR 10 YEARS AGO. SIMPLE OR COMPLICATED, IT DOESN'T MATTER. HAVING SOMETHING FOR YOUR CLUB PEERS TO EXAMINE AND DRAW INSPIRATION FROM IS THE PURPOSE OF THIS AND ALL CHALLENGES. Something to think about for future challenges,, September is a finial, and October is to incorporate your finial into a Christmas Ornament. Yes it's time to start thinking about Christmas projects.

Finial Parts



Items on the Show and Tell Table
At the August Meeting.



PHOTOS FROM AUGUST 2021 MEETING:





ROGER PEARSON DEMONSTRATING VARIOUS TECHNIQUES AT LAST MONTH'S MEETING.

Segmenting Symposium **September 22-25, 2022** - Crowne Plaza Hotel,
Northbrook, Illinois

Website: www.segmentedwoodturners.org



IF YOU WOULD LIKE TO SHOW YOUR WORK ON THE WEBSITE,
PLEASE FURNISH RANDY SMITH WITH A CD WITH PICTURES IN JPEG OR
PDF FORMAT OF THE ITEMS YOU WANT TO SHARE. WE WOULD LIKE TO
MAKE A PAGE FOR EACH MEMBER THAT WISHES TO SHOW THEIR
WORK. IF YOU HAVE QUESTIONS PLEASE ASK RANDY OR SHAWN.

Officers for 2021

President: Colter Allison

Vice President: Colter Allison

Secretary Treasurer: Rick Gillen

Program Chairman: Rick Gillen

Publicity Chairman: Ernie Showalter

Raffle Chairman: Danny Adamson

Photographer: Ernie Showalter

Webmaster Chairman: Randy Smith

Newsletter Editor: George Hancock

SWAT and AAW Representative: George Hancock

Librarians: Bob Price

Director: Tom Chandler

Director: Jimmy Edwards



REMEMBER TO KEEP YOUR TOOLS IN GOOD SHAPE AND SHARP. SHARP
TOOLS MAKE FOR SAFE AND BETTER TURNING.

TIPS AND METHODS

Winding Sticks



Working with winding sticks could hardly be simpler: just place them across opposite ends of the lumber you wish to check, step back, and have

a look. The board's surface must be fairly flat; setting a stick on a crowned surface wouldn't help much. Set each stick square across the board. Setting them askew will show twist that might not be present.

To establish good contrast for maximum visibility, orient one flat side and one beveled edge toward you. If the background is bright, put the light-colored flat side closest to you, so the black bevel beyond will show clearly. Against a dark background, reverse the setup.

Step back several feet and sight across the top edges of the two sticks, directly along the length of the board. Any twist will show as a wedge of black or white above one end or the other of the front stick. It's worth marking the high corners of the board to keep track of what you've seen as you prepare to true the surface on a jointer or with a hand plane.

Straightedges

To use the sticks as straightedges, let the beveled edge be your reference, with the bevel facing you. The shadow under the bevel makes light coming through beneath the edge much easier to see than it would be otherwise. If either stick becomes damaged or otherwise needs truing, it can be planed readily with a sharp hand plane, or it can be run over a jointer with sharp knives set for a very shallow cut.

Bar Gauges

The sticks can be used together as a bar gauge, an adjustable measuring stick for comparing inside diagonal measurements to verify that boxes, carcasses and frames are square. Hold the sticks' flat faces together with beveled edges up, so the beveled ends face in opposite directions. Slide the sticks past each other to nest the ends firmly in the corners of the piece you wish to check. Hold them firmly or secure them with spring clamps, lift them carefully from the piece and check the other diagonal.



A WOODWORKER ACCIDENTLY SAWED OFF HIS LEFT HAND, BUT THE DOCTORS SAID HE WOULD BE ALL RIGHT!

We are on the web

www.comanchetrailwoodturners.org

BUSINESS NAME

George Hancock's Shop

1709 Clark Street

Midland, Texas

10:00 A.M. Second Saturday



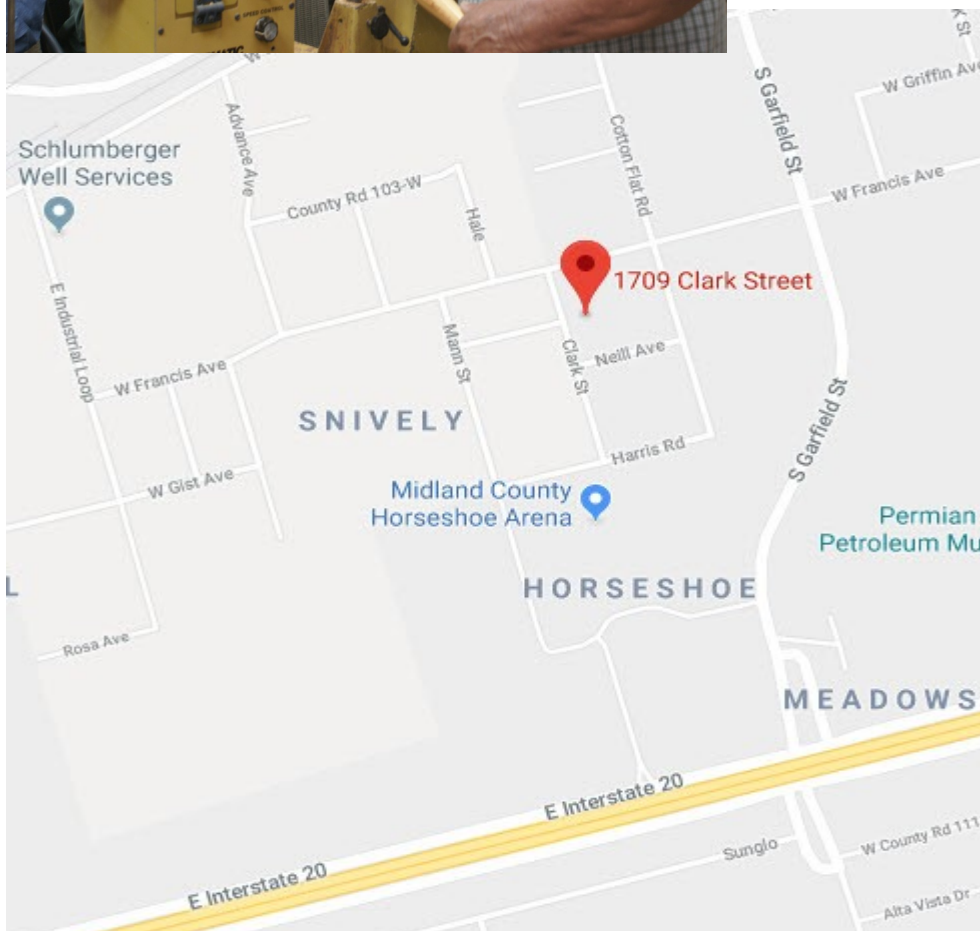
COMANCHE TRAIL WOODTURNERS IS A PROUD CHAPTER OF THE AMERICAN ASSOCIATION OF WOODTURNERS , SINCE AUGUST 17, 1996 (AAW) . IN ADDITION IT IS ALSO A SPONSERING CLUB OF THE SOUTHWEST ASSOCIATION OF WOODTURNERS , (SWAT).

SINCE ITS INCEPTION THE PURPOSE OF THE CLUB HAS BEEN TO PROMOTE WOODTURNING AND PROVIDE A VENUE WHERE THOSE HAVING A PASSION FOR TURNING AND WOODWORKING IN GENERAL CAN HAVE A PLACE TO SHARE IDEAS, HELP ONE ANOTHER, AND DEVELOP NEW SKILLS.

SERVING THE MIDLAND AND ODESSA COMMUNITIES, THE CLUB HAS GROWN OVER THE YEARS AND IS BLESSED WITH A NUMBER OF WORLD CLASS TURNERS. EACH OF THESE SKILLED INDIVIDUALS ARE MORE THAN WILLING TO SHARE THEIR KNOWLEDGE WITH LESS EXPERIENCED TURNERS, AND TO PROVIDE HANDS ON INSTRUCTION IF REQUESTED.

OUR MEMBERSHIP INCLUDES THOSE SKILLED IN PEN-MAKING, SEGMENTED WORK, BOWL TURNING, FURNITURE MAKING, SHARPENING AND JUST ABOUT ANYTHING THAT INVOLVES WOOD.

NEVER HESITATE TO ASK FOR HELP!



Meeting:

SEPTEMBER 11, 2021

10:00 a.m.

1709 Clark St.

Midland, Texas

BACK
PAGE
STORY
HEADLINE